

Recruitment Partner Registration Guide

Step-by-step instructions to set up your AusPath recruiter account

Registration Portal

auspath.agency/recruiters/

Free Trial

First month — no charge

Support Contact

admin@auspath.agency

Overview

This guide walks you through the complete process of registering as a Recruitment Partner on the AusPath platform. Once approved, you will have full access to the Candidate Directory, allowing you to sort profiles, view detailed candidate information, and book interviews directly through the portal.

Registration Steps

1

Navigate to the Recruiter Registration Page

Open your web browser and go to:

<https://www.auspath.agency/recruiters/>



[HOME](#) [ENQUIRY FORM](#) [REGISTER NOW](#) [AUSPATH WEBSITE](#)

Welcome to Registration Portal

Membership Information

You have selected the **Recruiters** membership level.

The price for membership is **\$0.00** now and then **\$99.00 per Month**. After your initial payment, your first payment is Free.

Do you have a discount code? [CLICK HERE TO ENTER YOUR DISCOUNT CODE](#)

ACCOUNT INFORMATION

2 Create Your Username, Password & Contact Details

Complete the registration form with:

- A unique username
- A secure password
- Your contact information (name, company, email, phone)

Do you have a discount code? [CLICK HERE TO ENTER YOUR DISCOUNT CODE](#)

ACCOUNT INFORMATION

Username *

Password * Show Password Confirm Password *

Email Address * Confirm Email Address *

Already have an account? Log in here

MORE INFORMATION

Profile Image

No file chosen

Please upload a valid image file (GIF, JPG, PNG). Recommended size 170 x 170

RECRUITERS INFORMATION

Name of Recruiters *	Main Telephone Recruiters *
<input type="text" value="AusPath Agency Recruiter"/>	<input type="text" value="0499940800"/>
Contacts First Name *	Contacts Last name *
<input type="text" value="Les"/>	<input type="text" value="Unferdorben"/>

RECRUITERS MAIN ADDRESS

Address Line 1	Address Line 2
<input type="text" value="49 Wanneroo CCT"/>	<input type="text"/>
City	State
<input type="text" value="Harkness"/>	<input type="text" value="VIC"/>
Post Code	Country
<input type="text" value="3337"/>	<input type="text" value="Philippines"/>

RECRUITERS FILES

Add Files

You don't need to upload and files here unless we specifically give you a file to upload.

Acknowledge that you have read the Recruitment Partner Terms & Conditions.

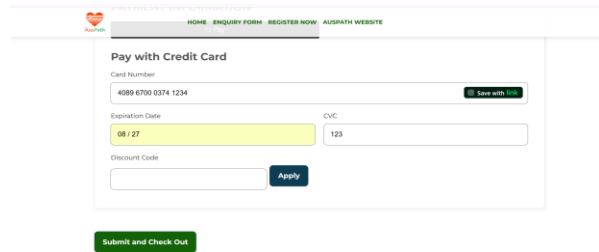
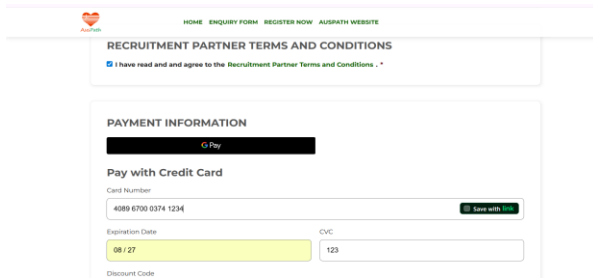
RECRUITMENT PARTNER TERMS AND CONDITIONS

I have read and agree to the [Recruitment Partner Terms and Conditions](#) . *

3 Enter Your Credit Card Details

Enter your credit card information on the payment screen.

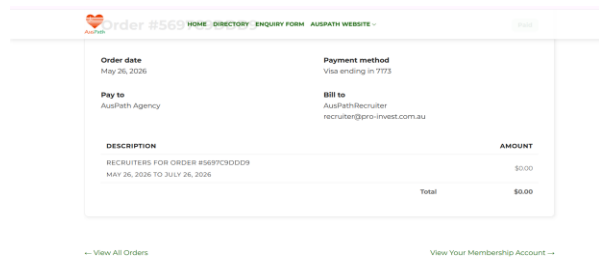
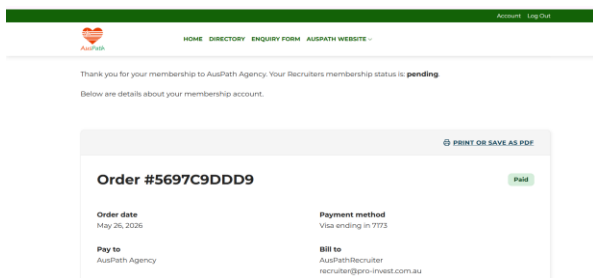
You will NOT be charged at this stage. Your first month is completely free — billing only begins after the trial period ends.



4 Submit Registration — Account Pending Approval

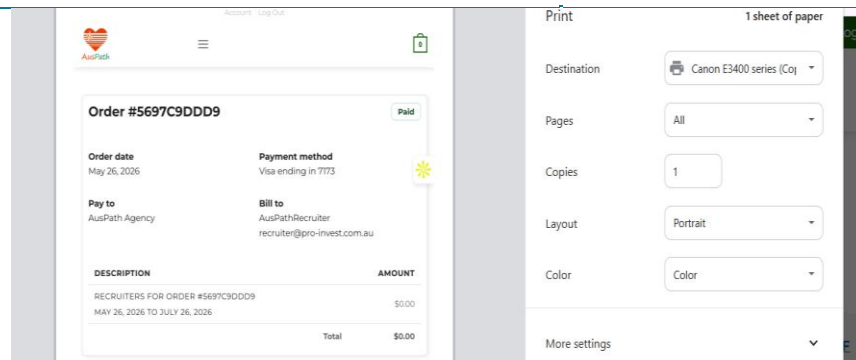
Submit your registration form. Your account will be placed in Pending Approval status while the AusPath team reviews your application.

You may log in and update your profile during this time, however the Candidate Directory will remain locked until approval is granted.



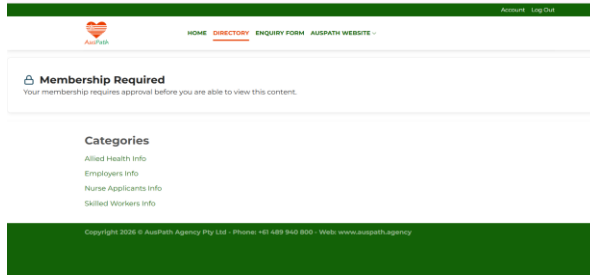
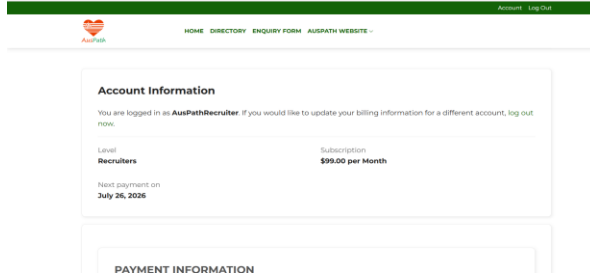
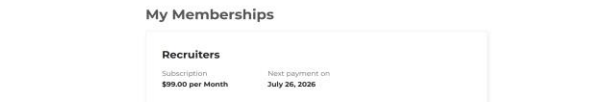
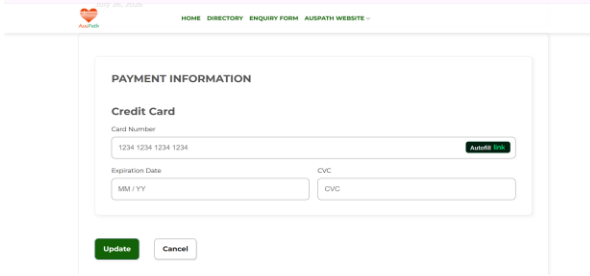
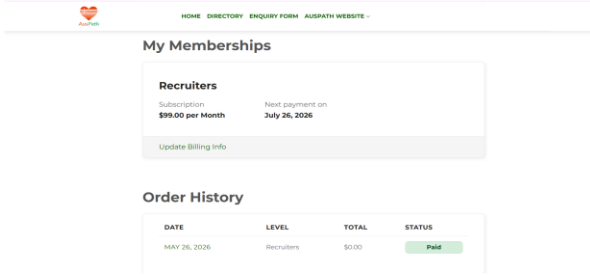
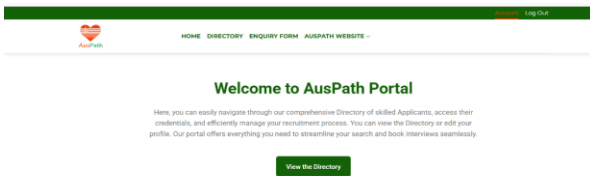
5 View and Save Your Receipt

After submitting your payment details, a receipt will be shown on screen. Save or screenshot this for your records before navigating away.



6 Log In — Candidate Directory Not Yet Available

You can log in and explore your account settings, but the Candidate Directory will display as locked until your account is approved.



7 Receive Your Approval Email

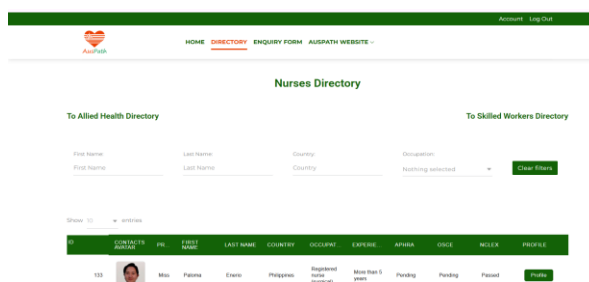
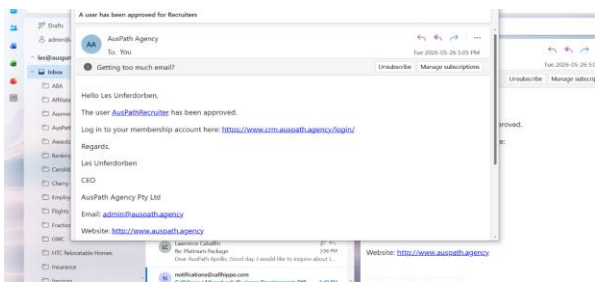
Once the AusPath team approves your application, you will receive an approval email confirming your account is now active.

Check your inbox and spam/junk folder for this notification.

Approval is typically completed within 1 business day. If you have not heard back, contact admin@auspath.agency.

8 Log In and Access the Candidate Directory

Once approved, log back in to your account. You will now have full access to the Candidate Directories.



9 Sort and View Candidates

Use the sorting and filtering tools to narrow down candidates by skills, experience, availability, and other criteria to find the best match for your roles.

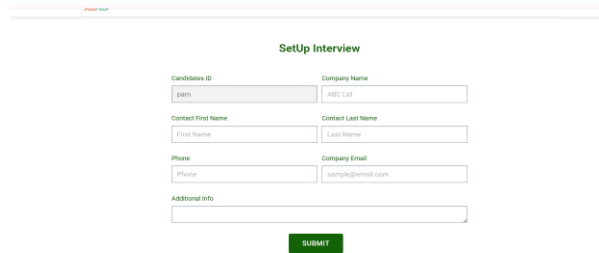
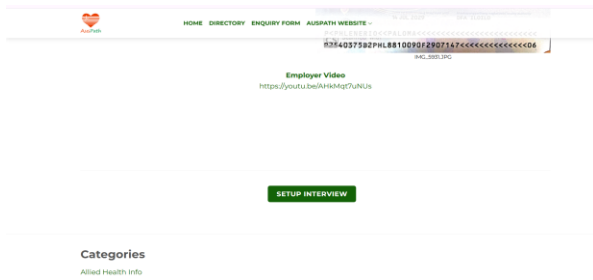


Paloma Enerio

Prefix Miss	First Name Paloma
Last Name Enerio	Nurse Registration Date 2024-03-27
Occupation Registered nurse (surgical)	City Antique
State region VI	Post Code 5712

10 View Profiles and Book Interviews

Click on any candidate to view their full profile, including qualifications and availability. Use the booking feature to schedule interviews directly through the portal.



Need Help?

If you have any questions or encounter issues during registration or while using the platform, our team is here to assist.

Contact Support
Email: admin@auspath.agency
We aim to respond to all enquiries within 1 business day.